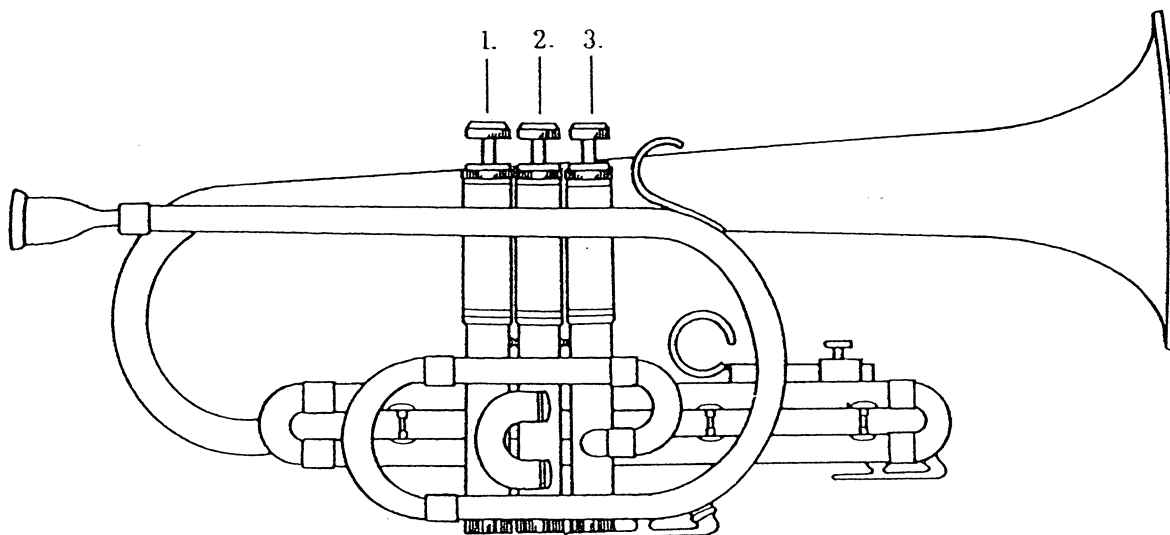


4

CORNET/TRUMPET / EUPH TC. Fingering Chart

How to read chart: Numbers indicate valve(s) to be pressed.

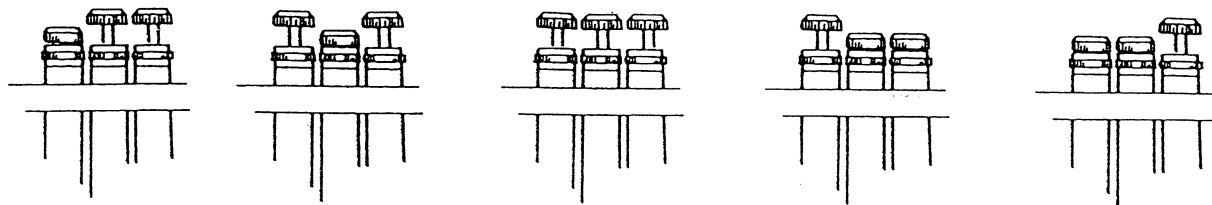


F# - Gb	G	G# - Ab	A	A# - Bb
 # 1-2-3 b 1-2-3	 1 - 3	 # 2-3 b 2-3	 1-2	 # 1 b 1

B	C	C# - Db	D	D# - Eb	E
 2	 OPEN	 # 1-2-3 b 1-2-3	 1-3	 # 2-3 b 2-3	 1-2

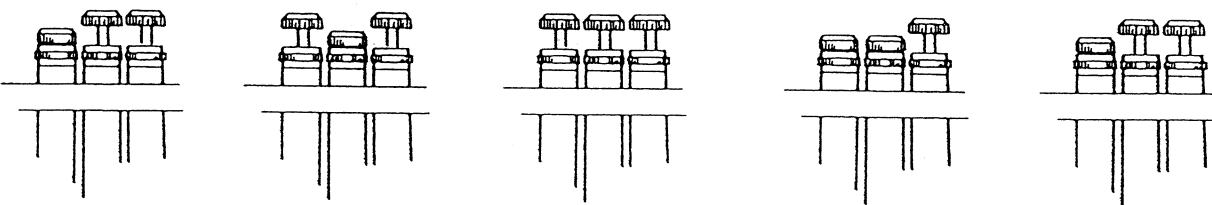
E# - F F# - Gb G G# - Ab A

1 2 OPEN 2-3 1-2



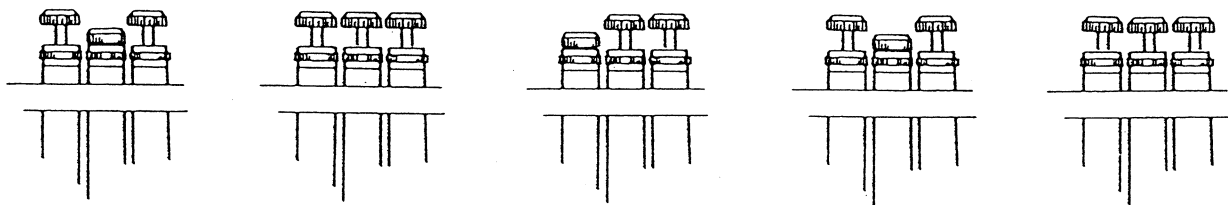
A# - Bb B C C# - Db D

1 2 OPEN 1-2 1



D# - Eb E F F# - Gb G

2 OPEN 1 2 OPEN



G# - Ab A A# - Bb B C

2-3 1-2 1 2 OPEN

